

点击 [注册](#) 接 [入注册](#)



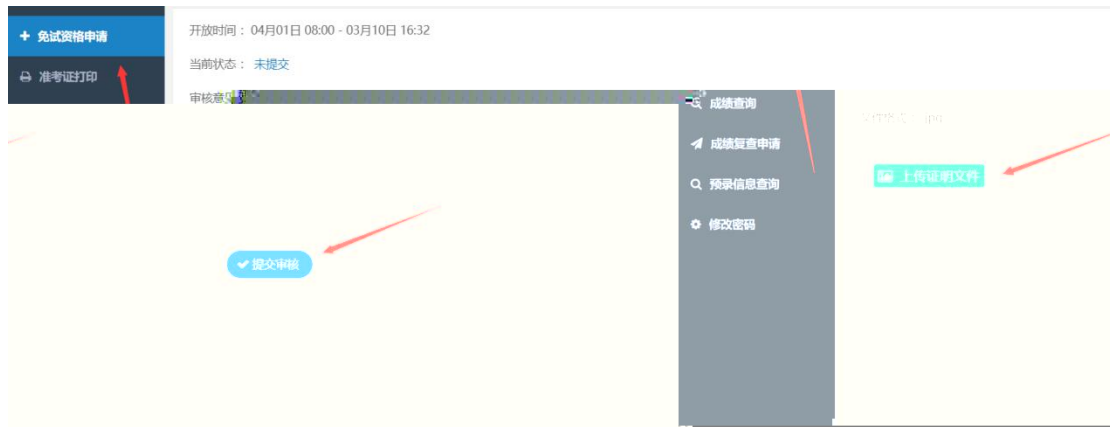
The image shows a 'User Login' form with a green background. It contains two input fields: '请输入登录名' (Please enter login name) and '请输入密码' (Please enter password). Below the fields is a green '登录' (Login) button. At the bottom, there is a red note: '注册 (仅限技能大赛获奖、退役士兵三等功鼓励政策考生, 退役士兵免试计划考生无需注册提交材料。)' (Registration (only for students who have won the Skills Competition, are eligible for the policy of encouragement for the Third Grade Merit of Retired Soldiers, or are exempt from registration and submission of materials for the exempt plan for retired soldiers)). A red arrow points to this note.



填写注册信息 点击 [注册](#) 按 提交注册信息。



The image shows a 'Registration' form with a grey background. It contains four input fields: '身份证号:' (ID Number), '姓名:' (Name), '手机号码:' (Mobile Number), and '登录密码:' (Login Password). Below the password field is a '确认登录密码:' (Confirm login password) field. There is also a '验证码:' (Verification Code) field with a CAPTCHA image showing 'b4-a'. At the bottom, there is a red warning message: '请务必用考生本人真实姓名、身份证号等信息在[网上报名系统](#)上注册报名, 因考生注册信息有误或报名资料上传不全导致无法报名或审核不通过的, 责任由考生本人自负。' (Please use your own real name, ID number, etc. to register and apply for admission on the [online registration system](#). If the registration information is incorrect or the application materials are incomplete, leading to an inability to apply or a failed review, the responsibility is borne by the candidate themselves.). At the bottom right, there are two buttons: '注册' (Register) and '返回登录' (Return to Login).

注册成功 动 录界 录 号为 份 号 密 为注册时填写 密 。  
录成功后 点击左侧 单 免 格 申 入材料上传界 。



点击  按钮，上传证明材料文件。可再次点击  添加多张图片文件。

图片上传完毕，点击  按钮，提交审核。

巢湖学 普 专升本 报名承 书

巢湖学 年普 专升本招生 申 免 政 生 申

份 正反

役

功受奖 书。

巢湖学 普 专升本 报名承 书

巢湖学 年普 专升本招生 申 免 政 生 申

份 正反

奖 书。